



1



Thomas & Friends™ Letter Engine

User's Manual



vtech®

Dear Parent,

*At VTech® we know how important the first day of school is for your child. To help prepare preschoolers for this important event, VTech® has developed the **Preschool Learning** series of interactive toys.*

***Preschool Learning** features fun characters and inviting school themes that use technology to capture a child's attention and teach important preschool skills like spelling, counting and the alphabet. These vital skills are taught in a way that's both fun and highly engaging to maintain a child's interest. Children will also develop critical reasoning skills, enhance their fine motor skills, and engage in exciting role-play activities for endless hours of learning fun! With **Preschool Learning**, learning is fun from day one!*

At VTech® we know that a child has the ability to do great things. That's why all of our electronic learning products are uniquely designed to develop a child's mind and allow them to learn to the best of their ability. We thank you for trusting VTech® with the important job of helping your child learn and grow!

Sincerely,

Your Friends at VTech®

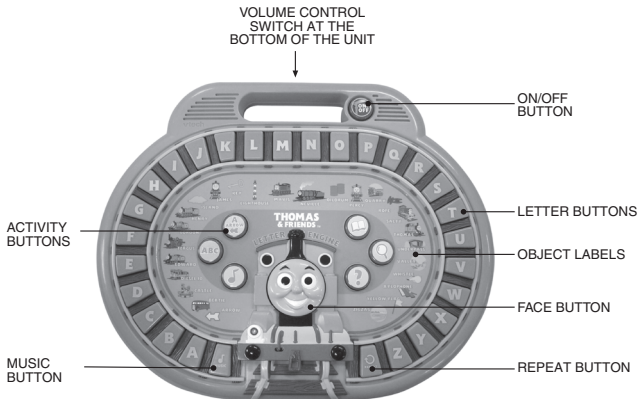
*To learn more about **Preschool Learning** and other VTech® toys, visit*

www.vtechkids.com

INTRODUCTION

Thank you for purchasing the **VTech® Thomas & Friends™ Letter Engine!**

The Thomas & Friends™ Letter Engine is an interactive letter board that's packed full of fun activities. Press the letter buttons to learn the alphabet, words, and phonics. You can also play music and listen to cheerful engine whistles and fun sound effects. Features a built-in handle so you can take your letter engine with you wherever you go!



INCLUDED IN THIS PACKAGE


- One VTech® Thomas & Friends™ Letter Engine
- One User's Manual

WARNING: All packing materials such as tape, plastic sheets, wire ties and tags are not part of this toy, and should be discarded for your child's safety.

GETTING STARTED

BATTERY INSTALLATION

1. Make sure the unit is turned **OFF**.
2. Locate the battery cover on the bottom of the unit. Use a coin or screwdriver to open the battery cover.
3. Install 2 new “AA” (UM3/LR6) batteries following the diagram inside the battery box. (The use of new alkaline batteries is recommended for maximum performance.)
4. Replace the battery cover and tighten the screw to secure.



BATTERY NOTICE

- Install batteries correctly observing the polarity (+, -) signs to avoid leakage.
- Do not mix old and new batteries.
- Do not mix batteries of different types: alkaline, standard (carbon-zinc) or rechargeable (nickel-cadmium).
- Remove the batteries from the equipment when the unit will not be used for an extended period of time
- Always remove exhausted batteries from the equipment.
- Do not dispose of batteries in fire.
- Do not attempt to recharge ordinary batteries.
- The supply terminals are not to be short-circuited.
- Only batteries of the same and equivalent type as recommended are to be used.


WE DO NOT RECOMMEND THE USE OF RECHARGEABLE BATTERIES.

PRODUCT FEATURES

1. ON/OFF BUTTON

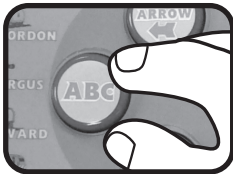
To turn the unit **ON**, press the **ON/OFF BUTTON**.

Press the **ON/OFF BUTTON** again to turn the unit **OFF**.




2. ACTIVITY BUTTONS

Press the **ACTIVITY BUTTONS** to select an activity to play.



3. LETTER BUTTONS

Press the **26 LETTER BUTTONS** to learn letters and their sounds or to give a response/answer in the related activity.




4. MUSIC BUTTON

Press the **MUSIC BUTTON** to hear a fun song. Press the button again to hear a different song!




5. Repeat Button

Press the **REPEAT BUTTON** during a game to hear the question again or to listen to something that you might have missed.



6. FACE BUTTON

Press the **FACE BUTTON** to hear Thomas' whistle and a special message from Sir Topham Hatt!



7. AUTOMATIC SHUT-OFF

To preserve battery life, the **VTech® Thomas & Friends™ Letter Engine** will automatically turn off after several minutes without input. The unit can be turned on again by pressing the **ON/OFF BUTTON**.

ACTIVITIES

1. Word Play

Sir Topham Hatt will ask you to find an object, place, or engine. Press the **LETTER BUTTONS** to answer.

If you do not find the correct answer, after three times, Sir Topham Hatt will give the correct answer.

2. Letter Time

Sir Topham Hatt will ask you for the beginning letter of a certain object, place, or engine. Press the **LETTER BUTTONS** to answer or hear the related letter name.

3. Music Maker

Press the **LETTER BUTTONS** to hear cheerful melodies. Keep pressing the same button to speed up the music!

4. Phonics Fun

In this activity, you will be asked to match a letter with the sound that it makes.

Press the **LETTER BUTTONS** that correspond to the letter sounds. If you do not find the correct answer, after three times, Sir Topham Hatt will give the correct answer.

5. Find It

In this activity, help Sir Topham Hatt find items around the track. Press the corresponding **LETTER BUTTONS** to visit engines and places!

If you do not find the correct answer, after three times, Sir Topham Hatt will give the correct answer.

6. Quiz Time

In this activity, you will play a fun quiz game. Press the corresponding **LETTER BUTTONS** to answer Sir Topham Hatt's questions.

If you do not find the correct answer, after three times, Sir Topham Hatt will give the correct answer.

CARE & MAINTENANCE

1. Keep the unit clean by wiping it with a slightly damp cloth.
2. Keep the unit out of direct sunlight and away from any direct heat source.
3. Remove the batteries when the unit is not in use for an extended period of time.
4. Do not drop the unit on hard surfaces and do not expose the unit to moisture or water.

TROUBLESHOOTING

If for some reason the program/activity stops working or malfunctions, please follow these steps:

1. Please turn the unit **OFF**.
2. Interrupt the power supply by removing the batteries.
3. Let the unit stand for a few minutes, then replace the batteries.
4. Turn the unit **ON**. The unit should now be ready to play again.
5. If the product still does not work, replace with a new set of batteries.

Note: The demo tag should be removed automatically when the product is taken out of the packaging. If the demo tag is still in position when you begin play, please remove it from the bottom of the unit to activate normal play mode.

If the problem persists, please call our Consumer Services Department at 1-800-521-2010 in the U.S. or 1-877-352-8697 in Canada and a service representative will be happy to help you.

IMPORTANT NOTE

Creating and developing **Preschool Learning** products is accompanied by a responsibility that we at **VTech®** take very seriously. We make every effort to ensure the accuracy of the information, which forms the value of our products. However, errors sometimes can occur. It is important for you to know that we stand behind our products and encourage you to call our Consumer Services Department at 1-800-521-2010 in the U.S. or 1-877-352-8697 in Canada with any problems and/or suggestions that you might have. A service representative will be happy to help you.

Note:

This equipment has been tested and found to comply with the limits for a Class B digital device, pursuant to Part 15 of the FCC Rules. These limits are designed to provide reasonable protection against harmful interference in a residential installation. This equipment generates, uses and can radiate radio frequency energy and, if not installed and used in accordance with the instructions, may cause harmful interference to radio communications. However, there is no guarantee that interference will not occur in a particular installation. If this equipment does cause harmful interference to radio or television reception, which can be determined by turning the equipment off and on, the user is encouraged to try to correct the interference by one or more of the following measures:

- Reorient or relocate the receiving antenna.
- Increase the separation between the equipment and receiver.
- Connect the equipment into an outlet on a circuit different from that to which the receiver is connected.
- Consult the dealer or an experienced radio/TV technician for help.

Caution : Changes or modifications not expressly approved by the party responsible for compliance could void the user's authority to operate the equipment.



HiT entertainment

Thomas & Friends™ Letter Engine



CREATED BY BRIT ALLCROFT

Based on The Railway Series by The Reverend W Awdry. © 2007 Gullane (Thomas) Limited.

Thomas & Friends Letter Engine and Thomas & Friends are trademarks of Gullane (Thomas) Limited.

Thomas & Friends Letter Engine & Design is Reg. U.S. Pat. & Tm. Off.

© 2007 VTech

Printed in China

91-02229-000-000 (美)